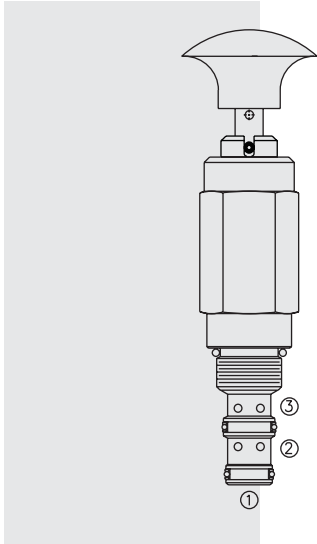


DIRECTIONAL VALVES

MP08-34 Manual, Spring Return, Pull-to-Shift



DESCRIPTION

A 3-way, manual, pull-to-shift, spring-return, directional hydraulic cartridge valve.

OPERATION

In its steady-state, spring-offset position, the **MP08-34** blocks flow from ② to ③.

In the actuated (pulled) position, the cartridge directs flow from ③ to ②. The spring chamber is vented at ①. When released, the valve returns to its steady state.

Note: Pressure at port ① will directly act on the spool and spring. Port ① is intended to be a tank port only.

FEATURES

- Hardened spool and cage for long life.
- Pressure to 14 bar (200 psi) on ①.
- Optional rotational lock position.
- Compact size.

RATINGS

Operating Pressure:

On ③ to ②: 240 bar (3500 psi)

Proof Pressure: 350 bar (5075 psi)

Flow: See Performance Chart

Internal Leakage: 33 cc/minute (2 cu. in./minute) max. at 207 bar (3000 psi)

Mechanical Pull Effort Required: 7.3 kg. (17 lbs.) installed; 8.6 kg. (19 lbs.) to travel 3.2 mm (0.125 in.); 9.1 kg. (20 lbs.) to detent

Temperature: -40 to 120°C

Filtration: See page 9.010.1

Fluids: Mineral-based or synthetics with lubricating properties at viscosities of 7.4 to 420 cSt (50 to 2000 sus); See Temperature and Oil Viscosity, page 9.060.1

Installation: No restrictions; See page 9.020.1

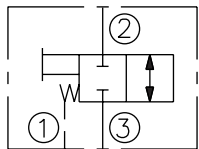
Cavity: VC08-3; See page 9.108.1

Cavity Tool: CT08-3XX; See page 8.600.1

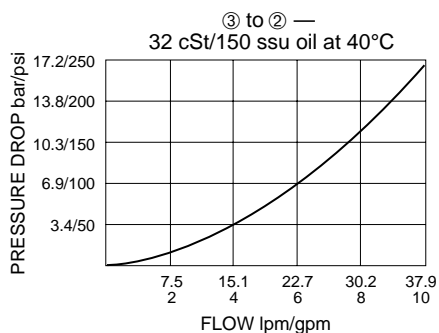
Seal Kit: SK08-3X-MT; See page 8.650.1

SYMBOLS

USASI/ISO:

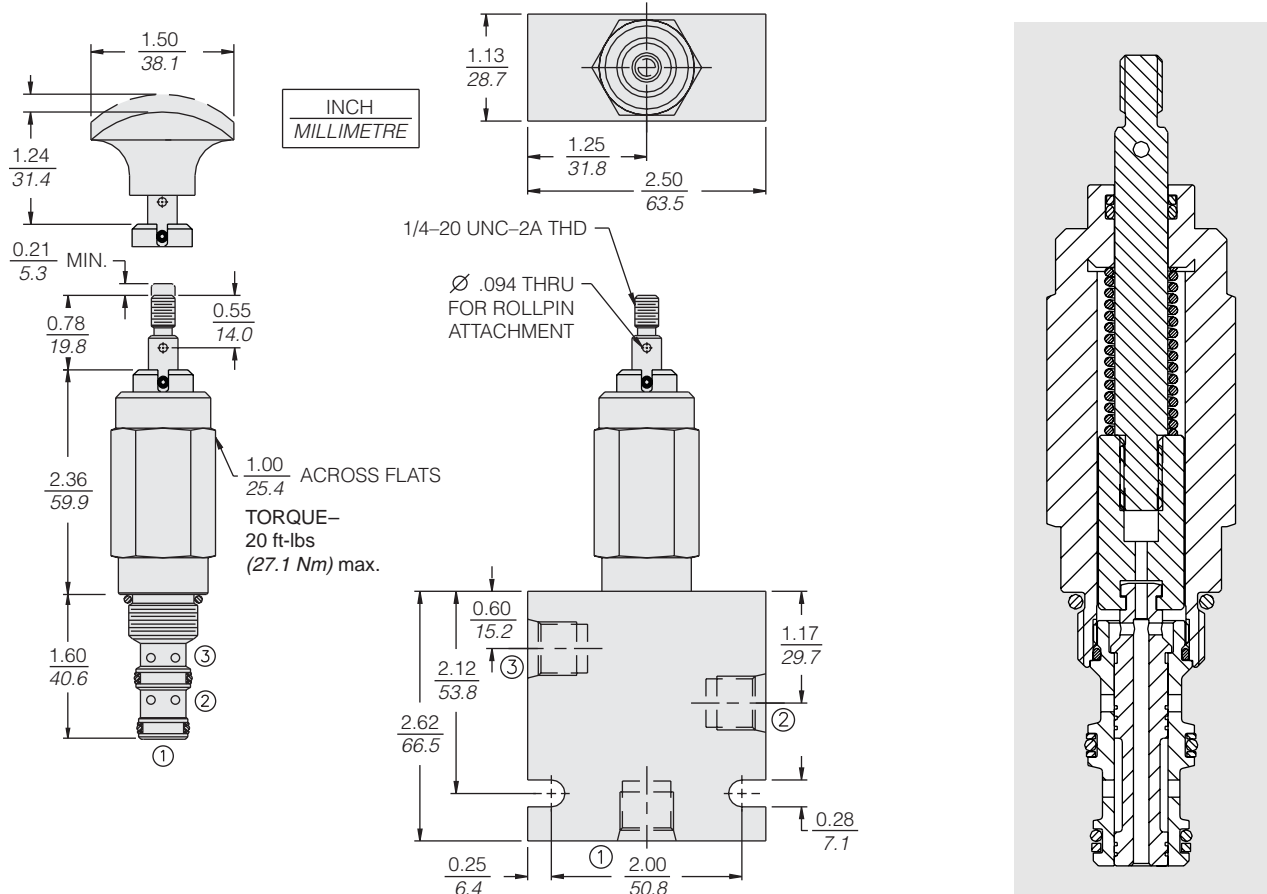


PERFORMANCE (Cartridge Only)



Note: This product replaces MP08-36

DIMENSIONS



MATERIALS

Cartridge: Weight: 0.23 kg. (0.50 lbs.)
Steel with hardened work surfaces.
Zinc-plated exposed surfaces.
Buna N O-rings and polyester elastomer back-ups standard.
Plastic knob optional.

Standard Ported Body: Weight:
0.27 kg. (0.60 lbs.) Anodized high-strength 6061 T6 aluminum alloy, rated to 207 bar (3000 psi). Ductile iron bodies available; dimensions may differ. See page 8.008.1

TO ORDER

MP08-34		-	-
Option			Seals
Threaded Shaft/ Spring Return	T		N Buna N (Std.)
Threaded Shaft/ Lock Position Pin	R		V Fluorocarbon
<u>Black</u> Plastic Knob/ Spring Return	K		P Polyurethane
<u>Black</u> Plastic Knob/ Lock Position Pin	D		
<u>Red</u> Plastic Knob/ Spring Return	J		Porting
<u>Red</u> Plastic Knob/ Lock Position Pin	L		0 Cartridge Only
			6T SAE 6
			2B 1/4 in. BSP*
			3B 3/8 in. BSP*

*BSP Body; U.K. Mfr. Only