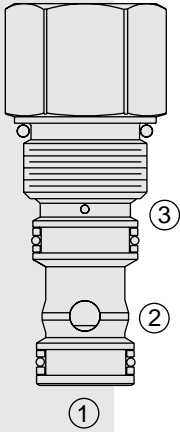


DIRECTIONAL VALVES

EP10-S38 Piloted Poppet-Type Logic Element



DESCRIPTION

A poppet-type, screw-in, cartridge-style, hydraulic directional element, with multi-function potential when used with other directional, pressure, or flow control devices.

OPERATION

The EP10-S38 is a spring-biased poppet valve which will block ① to ② or ② to ① until pressure at ① or ② exceeds the cumulative pressure at ③ and bias spring. With no pressure at ③, flow will be allowed from ① to ② or ② to ① once the bias spring force is overcome with pressure at ① or ②. When the element is in closed state, the ratio of areas ① and ② is 1:1, and the ratio of areas ① or ② to ③ is 1:2.

FEATURES

- Multiple function/application potential.
- Low pressure drop.
- Industry common cavity.

RATINGS

Operating Pressure: 350 bar (5000 psi) cartridge; 207 bar (3000 psi) standard aluminum housing

Flow: See Performance Chart

Internal Leakage: 0.2 cc/minute (.01 cu. in./minute) max. at 240 bar (3500 psi)

Bias Spring Pressure: 11.0 bar (160 psi)

Temperature: -40 to 120°C with standard Buna seals

Filtration: See page 9.010.1

Fluids: Mineral-based or synthetics with lubricating properties at viscosities of 7.4 to 420 cSt (50 to 2000 sus); See Temperature and Oil Viscosity, page 9.060.1

Installation: No restrictions; See page 9.020.1

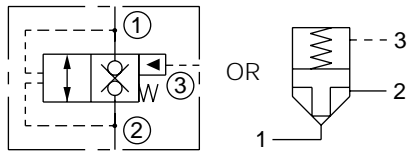
Cavity: VC10-S3; See page 9.110.1

Cavity Tool: CT10-S3xx; See page 8.600.1

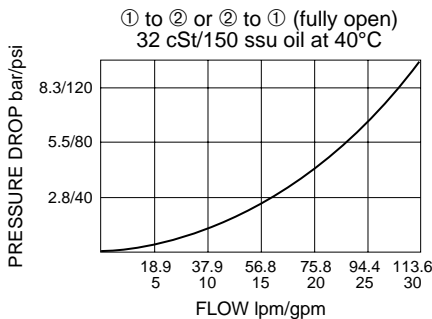
Seal Kit: SK10-S3x-MM; See page 8.650.1

SYMBOLS

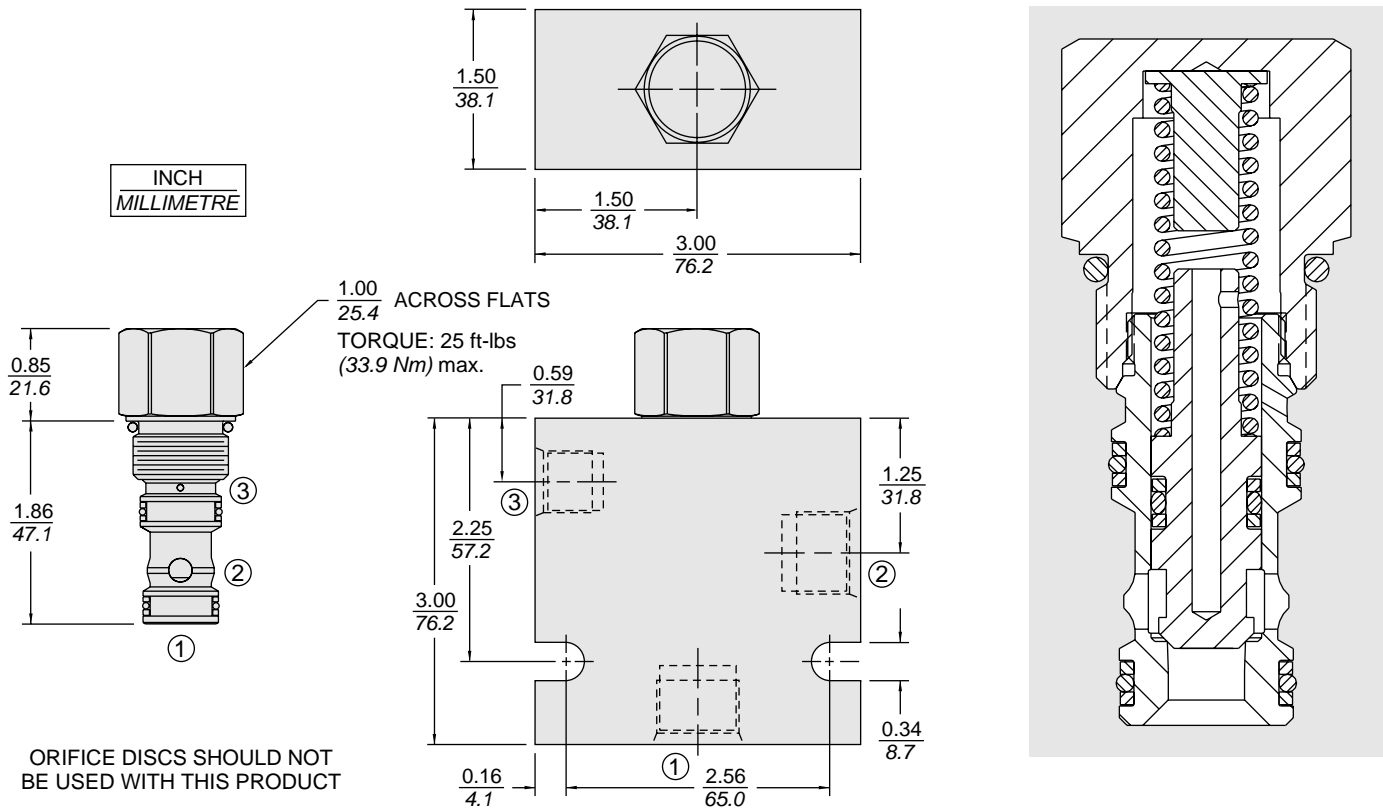
USASI/ISO:



PERFORMANCE (Cartridge Only)



DIMENSIONS



MATERIALS

Cartridge: Weight: 0.15 kg. (0.32 lbs.)
Steel with hardened work surfaces.
Zinc-plated exposed surfaces.
Buna N O-rings and polyester elastomer back-ups standard.

Standard Ported Body: Weight:
0.32 kg. (0.70 lbs.) Anodized high-strength 6061 T6 aluminum alloy, rated to 207 bar (3000 psi). Ductile iron bodies available; dimensions may differ; see page 8.010.1

TO ORDER

