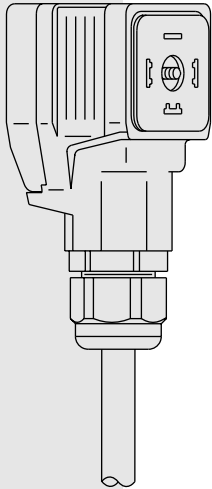


Proportional Valve Controller—DIN Coil Mount—



DESCRIPTION *Soft Shift—12 or 24 VDC Input*

A convenient, plug-mounted controller for HydraForce proportional valves that have solenoids with DIN 43650A/ISO 4400 electrical connectors.

OPERATION

This controller uses the power supply voltage as the control signal. It has an adjustable increasing ramp and an adjustable I-Max. setting. When power is applied to this controller, its output ramps up to maximum current in a time period that is adjustable within a factory set range. The ramp adjustment allows the user to define the length of time required for the hydraulic valve to reach its maximum output. When electrical power is removed, the output of this controller immediately falls to zero.

FEATURES

- Mounts directly to solenoid coils with DIN 43650A connectors.
- IP65 weather resistant when used with base gasket (supplied).
- Adjustments accessible with a removable cover.
- One unit covers supply voltages from 9 to 32 VDC.
- No internal fuses; circuit limits current electronically.
- Short circuit proof.

RATINGS

Supply Voltage: 9–32 VDC

Coil rating must be matched with supply voltage: $R_{COIL} \leq (V_{SUPPLY} - 1.5 V) / I\text{-Max.}$

Output Current: 2 Amps Max.

Ramp Adjustment: 0.01 to 5 seconds, or 5 to 10 seconds

I-Max. Adjustment: 200–650 mA, or 900–2000 mA

Dither Frequency: 300 Hz $\pm 10\%$ (fixed)

Dither Amplitude: 10% of rated maximum (fixed)

Operating Conditions: -40° to 85°C ; 0 to 85% relative humidity

Environmental Protection: IP65 with cover and base gasket installed

GENERAL SPECIFICATIONS

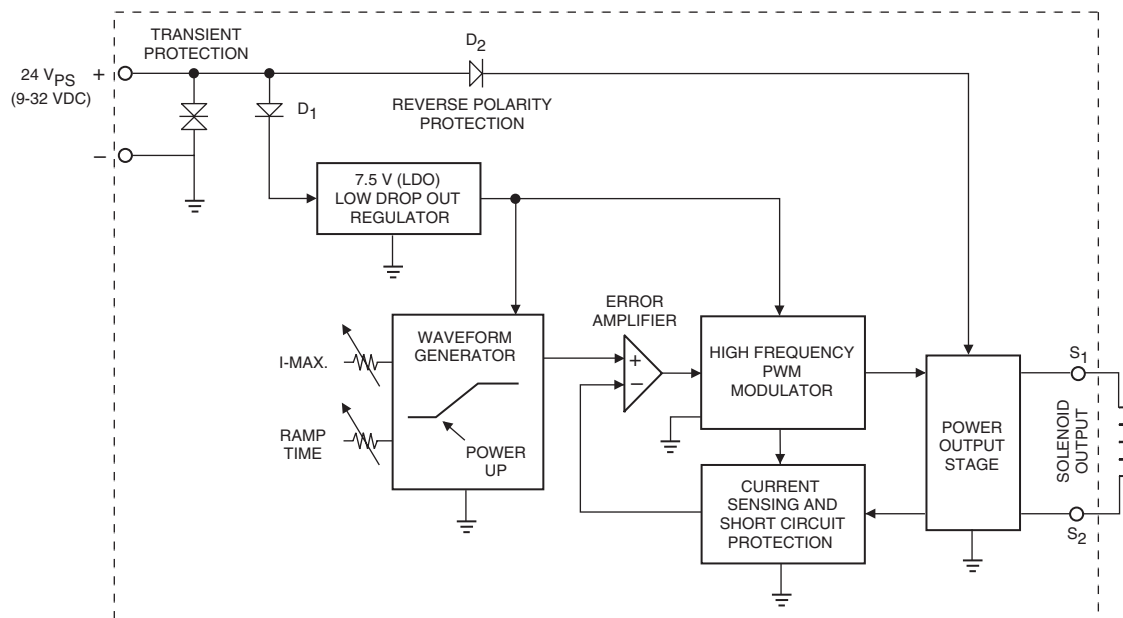
Plug Housing: Polyamide

Plug Lid: Polycarbonate

Weight: 30 g (1.06 oz.) without cable

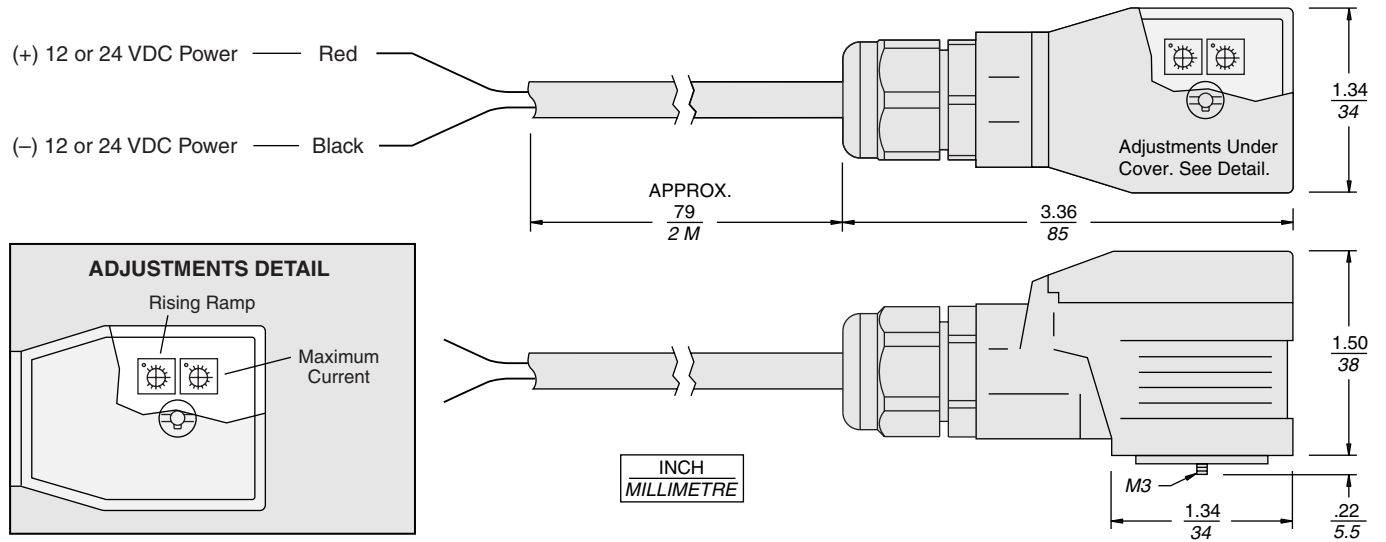
Connections: Mounted cable with unterminated wires provided; Length: approximately 2 meters (79")

SCHEMATIC



Soft Shift—12 or 24 VDC Input

DIMENSIONS



Adjustments:

Ramp: Single Turn Potentiometer; CCW to increase ramp time.

I-Max.: Single Turn Potentiometer; CW to increase I-Max.

TO ORDER

<u>Part Number</u>	<u>I-Max. Setting</u>	<u>Adjustable Ramp Time</u>	<u>Cable Length</u>
4000071	900 to 2000 mA	5.0 to 10 seconds	2 meters
4000072	900 to 2000 mA	0.01 to 5 seconds	2 meters
4000226	200 to 650 mA	0.01 to 5 seconds	2 meters
4000227	200 to 650 mA	5.0 to 10 seconds	2 meters